



MONTHLY MEMBERSHIP PROGRESS REPORT

District 202 E

Results as of: 04/30/2018

GMT: CLIFFORD HEYWOOD

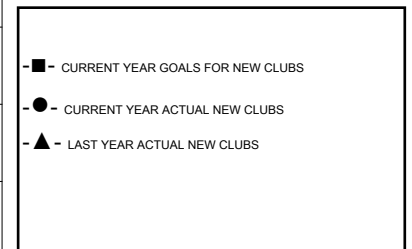
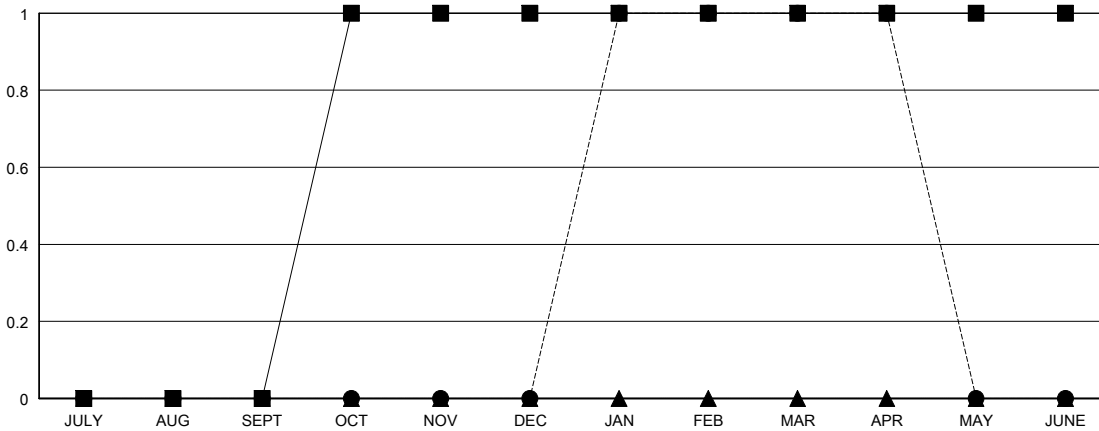
LOCATION NEW ZEALAND

GMT CA

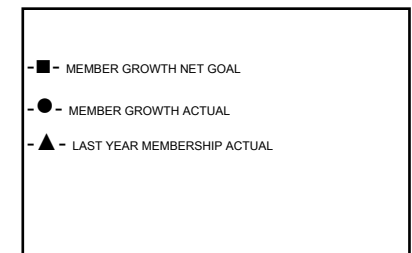
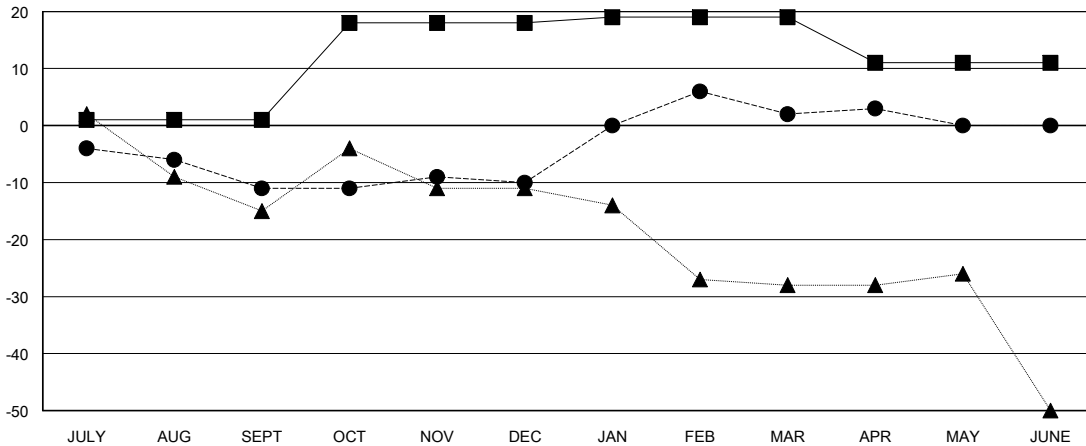
Clubs			
RESULTS FOR 2017-2018			
QUARTER	NEW CLUB GOAL	NEW CLUBS	DROPPED CLUBS
JULY/AUG/SEPT	0	0	1
OCT/NOV/DEC	1	0	0
JAN/FEB/MAR	0	1	1
APR/MAY/JUNE	0	0	0

Members			
RESULTS FOR 2017-2018			
QUARTER	MEMBER GROWTH NET GOAL	MEMBER GROWTH ACTUAL	DROPPED MEMBERS ACTUAL (including transfers)
JULY/AUG/SEPT	1	27	37
OCT/NOV/DEC	17	25	23
JAN/FEB/MAR	1	48	27
APR/MAY/JUNE	-8	18	16

GOALS AND ACTUAL NEW CLUBS CUMULATIVE



GOALS AND ACTUAL MEMBERS CUMULATIVE



DROPPED CLUBS: 2	32 CLUBS OF 51 ADDED 1 OR MORE NEW MEMBERS	<u>GENDER DISTRIBUTION</u> MALE 977 (73.18%) FEMALE 358 (26.82%) Women Percentage Fiscal Year Goal: 28%
<u>DROPPED MEMBERS</u> DECEASED 22 CLUB CANCELLED 0 OTHER 81 TOTAL 103	CLICK HERE FOR CUMULATIVE MEMBERSHIP DATA	TOTAL FAMILY UNIT MEMBERS 130 FAMILY MEMBERS PAYING HALF DUES 67